

WEBSITE UPDATE - JULY 2022

1 Mar 2022 - 27 Jul 2022

All Users
100.00% Users

+ Add Segment

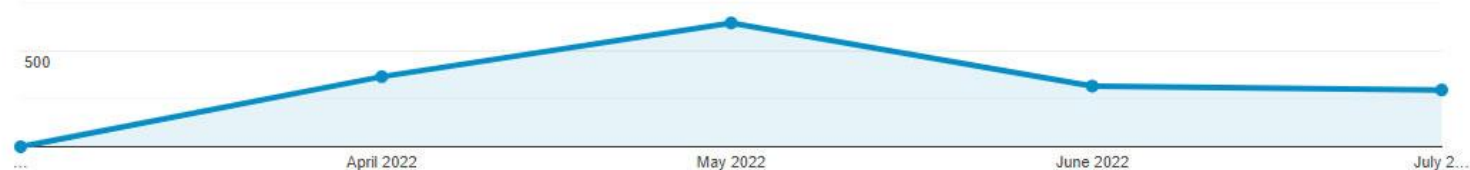
Overview

Users VS Select a metric

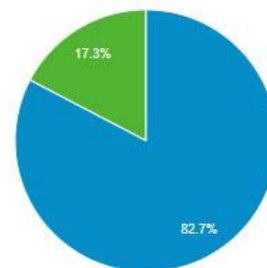
Hourly Day Week Month

Users

1,000

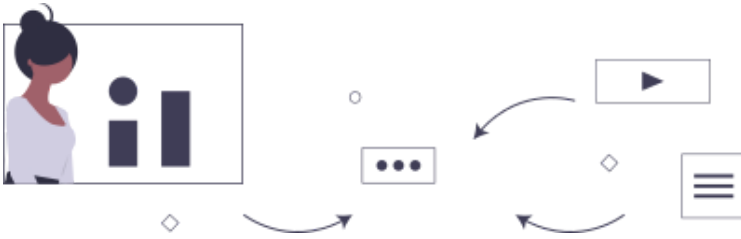


New Visitor Returning Visitor



Page ?	Page Views ? ↓	Unique Page Views ?	Avg. Time on Page ?
	3,613 % of Total: 100.00% (3,613)	2,473 % of Total: 100.00% (2,473)	00:00:49 Avg for View: 00:00:49 (0.00%)
1. /	2,629 (72.77%)	1,643 (66.44%)	00:00:28
2. /index.php/opportunities	197 (5.45%)	168 (6.79%)	00:01:46
3. /index.php/events/awards-of-excellence	126 (3.49%)	102 (4.12%)	00:02:27
4. /index.php/membership	77 (2.13%)	64 (2.59%)	00:00:50
5. /index.php/about-us-page/about-us-page	64 (1.77%)	54 (2.18%)	00:02:24
6. /index.php/about-us/Landscape-Architecture	64 (1.77%)	59 (2.39%)	00:02:24
7. /index.php/contact	60 (1.66%)	53 (2.14%)	00:00:26
8. /index.php/library/library	44 (1.22%)	34 (1.37%)	00:01:47
9. /index.php/about-us-page/fellow-honorary-members	43 (1.19%)	36 (1.46%)	00:00:50
10. /index.php/events	35 (0.97%)	31 (1.25%)	00:00:27

Country ?	Users ? ↓	New Users ?	Sessions ?
	1,483 % of Total: 100.00% (1,483)	1,483 % of Total: 100.00% (1,483)	1,907 % of Total: 100.00% (1,907)
1.  South Africa	359 (24.18%)	359 (24.21%)	513 (26.90%)
2.  United States	140 (9.43%)	140 (9.44%)	167 (8.76%)
3.  China	80 (5.39%)	80 (5.39%)	93 (4.88%)
4.  India	53 (3.57%)	53 (3.57%)	62 (3.25%)
5.  Brazil	49 (3.30%)	49 (3.30%)	60 (3.15%)
6.  Japan	43 (2.90%)	43 (2.90%)	55 (2.88%)
7.  Germany	37 (2.49%)	36 (2.43%)	45 (2.36%)
8.  United Kingdom	34 (2.29%)	34 (2.29%)	42 (2.20%)
9.  Nigeria	28 (1.89%)	28 (1.89%)	34 (1.78%)
10.  Bangladesh	27 (1.82%)	27 (1.82%)	36 (1.89%)



LinkedIn Analytics Report

in ILASA - The Institute for Landscape Architecture in South Africa

Total Followers



284

↓ 1 in last 1 months

Total Posts



16

↓ 17 in last 1 months

Followers Growth



1

↓ 75.00% in last 1 months

Impression



710

↓ 42.46% in last 1 months

Likes



13

↓ 18.75% in last 1 months

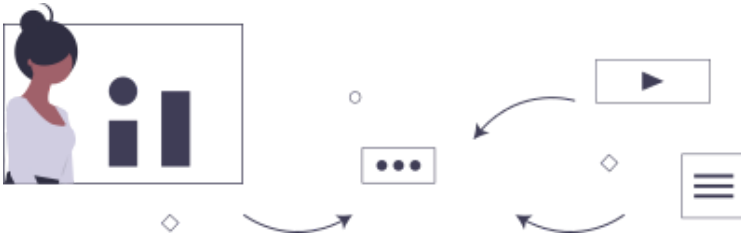
Clicks



18

↓ 30.77% in last 1 months





Instagram - Profile

 ILASA

Jun 28, 2022 to Jul 28, 2022

(Timezone: PST)

Followers



991

Profile Views



39

Total Reach



1310

Impression



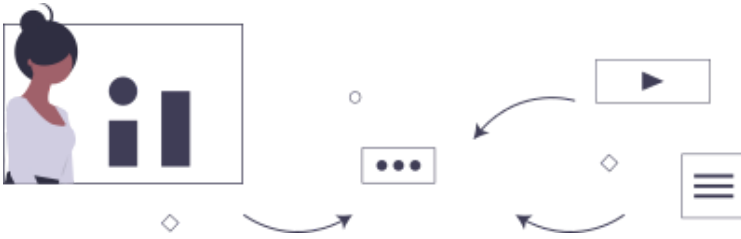
1646

Website Clicks




3





Facebook Analytics Report

 Institute for Landscape Archit ...

Jun 28, 2022 to Jul 27, 2022

(Timezone: PST)

Total Likes



1.2K

Hooray!

Total Reach



1.3K

↓ -43% in last 1 months

Post Engagement



67

↓ -34% in last 1 months

Page Clicks



45

↓ -14 in last 1 months

Total Fans



3

↓ -57% in last 1 months

Post Published



16

Great Going!

